






NUOVA CAMET

BLADE

350/400/450





DATI TECNICI	TECHNICAL DATE	DONNEES TECHNIQUES	BLADE 350	BLADE 400	BLADE 450
Motore a scoppio	Engine explosion	Moteur explosion			
Tipo	Type	Type	Honda GX 160 SX	Honda GX 279 SX	Honda GX 390 SX
Potenza motore	Power engine	Puissance moteur (Kw/Hp)	(Kw/Hp) 4/5,5	(Kw/Hp) 6,6/9	(Kw/Hp) 9,5/13
Avanzamento taglio manuale	Feed cut manual	Avancement coupe manuel			
Ø max. Disco	Ø max. Disk	Ø max. Disque	14"/350 mm.	16"/400 mm.	18"/450 mm.
Profondità max. Taglio	Depth max. Cut mm.	Profondeur max. Coupe	mm. 115	mm. 130	mm. 145
Capacità Serbatoio litri	Capacity of Tank serbatoio litre	Capacité de réservoir litre	10	20	25
Peso	Weight	Poids	53 Kg	75 Kg	102 Kg
Dimensioni	Dimensions	Dimensions	cm. 76x53x83	cm. 96x52x83	cm. 110x61x95

NUOVA CAMMET S.r.l.
macchine edili

53036 Poggibonsi (Si) via Campania - Telefono 0577 933902 - 933909 Telefax 0577 984329

e-mail: nuovacamet@nuovacamet.com • www.nuovacamet.com